



Virginia International Gateway, Portsmouth

ADVISORY COMMITTEE ON INTERNATIONAL TRADE

December 2, 2025

VEDP | International
Trade
ExportVirginia.org



Virginia International Gateway, Portsmouth

AGENDA

Public Comments, Chairman's Comments, and Review of Minutes

Election Update

International Trade Performance, FY2025

OSIG Audit and STEP Update

Virginia Export and Import Data and International Trade Update

ACIT Meetings for 2026

Industry Perspectives from Committee Members



Virginia International Gateway, Portsmouth

AGENDA

Public Comments, Chairman's Comments, and Review of Minutes

Election Update

International Trade Performance, FY2025

OSIG Audit and STEP Update

Virginia Export and Import Data and International Trade Update

ACIT Meetings for 2026

Industry Perspectives from Committee Members

PRESENTER



Lindsay Akers

Vice President, External Affairs

lbakers@vedp.org

804.516.7658

HISTORICAL ELECTION CLOSES WITH DEMOCRATS TAKING ALL THREE STATEWIDE OFFICES FOR TOTAL DEMOCRATIC CONTROL



Abigail Spanberger, Governor-Elect
Age: 46
From: Red Bank, NJ
Most Recent Office: U.S. Representative for Virginia’s 7th Congressional District (2019 – 2025)

Democrat	%	Republican	%
Abigail Spanberger	57.58	Winsome Earle - Sears	42.22



Ghazala Hashmi, Lt. Governor-Elect
Age: 61
From: Hyderabad, India
Most Recent Office: Virginia Senate, 15th District (2019 – Present)

Democrat	%	Republican	%
Ghazala Hashmi	55.65	John Reid	44.09



Jay Jones, Attorney General-Elect
Age: 36
From: Norfolk, VA
Most Recent Office: Virginia House of Delegates, 89th District (2018 – 2022)

Democrat	%	Republican	%
Jay Jones	53.14	Jason Miyares	46.45

MANY OF GOVERNOR-ELECT SPANBERGER'S PUBLISHED PRIORITIES IMPACT ECONOMIC DEVELOPMENT

Trade

- Interested in working with VEDP to **strengthen trade** and the ability for domestic businesses to sell abroad
- Would like to leverage Virginia's assets (the Port of Virginia, Dulles International Airport) to embrace the Commonwealth's role as a **gateway to global markets**
- Supports strengthening the Port of VA and is interested in an additional **inland port in SWVA**
- Wants to increase **participation in air shows** and other avenues to demonstrate to international defense companies why Virginia is the best place to manufacture their products
- Aims to **increase agriculture and forestry exports** from the Commonwealth
- Intends to protect small business owners from tariffs and other federal regulations affecting trade opportunities

Economy

- Intends to strengthen VEDP's **VBRSP** and **Talent Accelerator Program**
- Plans to boost VEDP's **marketing efforts** to promote the state to businesses and entrepreneurs
- Open to extending the 2035 **Data Center Sales and Use Tax Exemption**

Energy

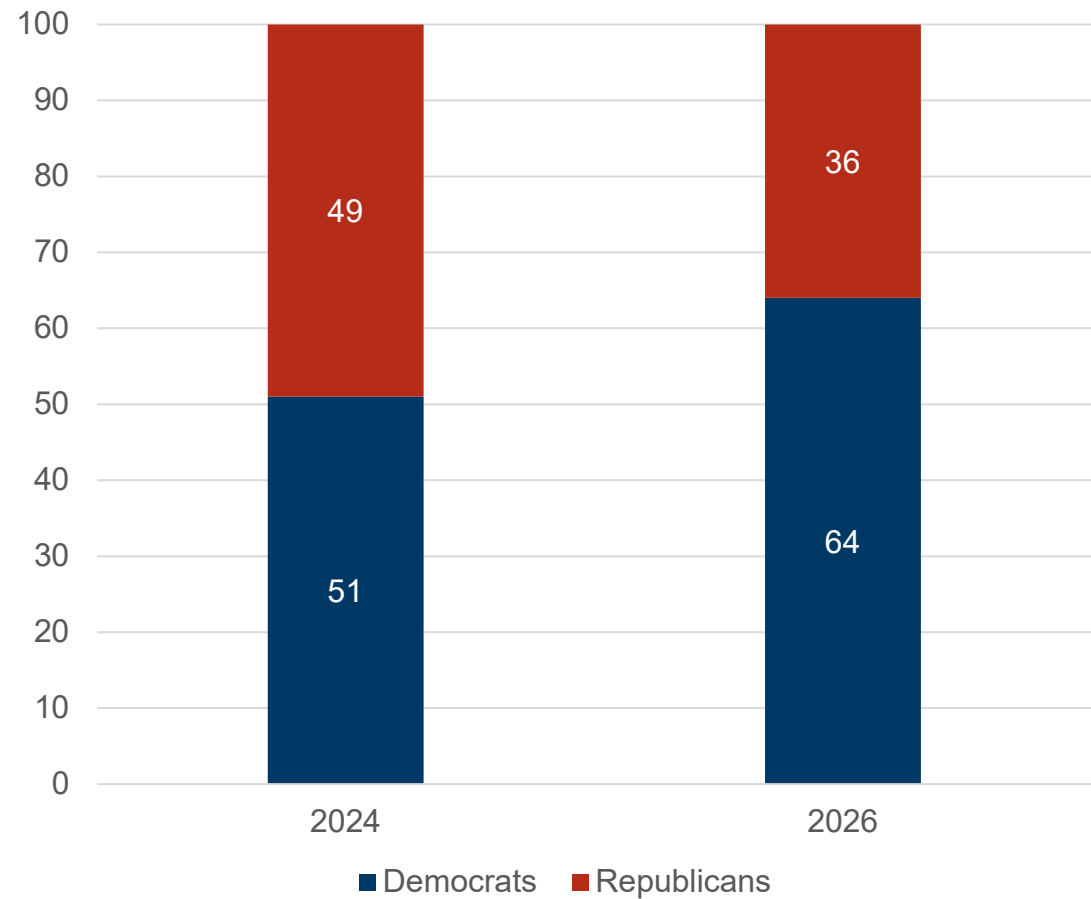
- Supports increasing local generation of electricity (solar, wind, battery storage) so Virginia is less reliant on out-of-state sources
- Wants to implement fair cost-sharing for high-demand users

Workforce

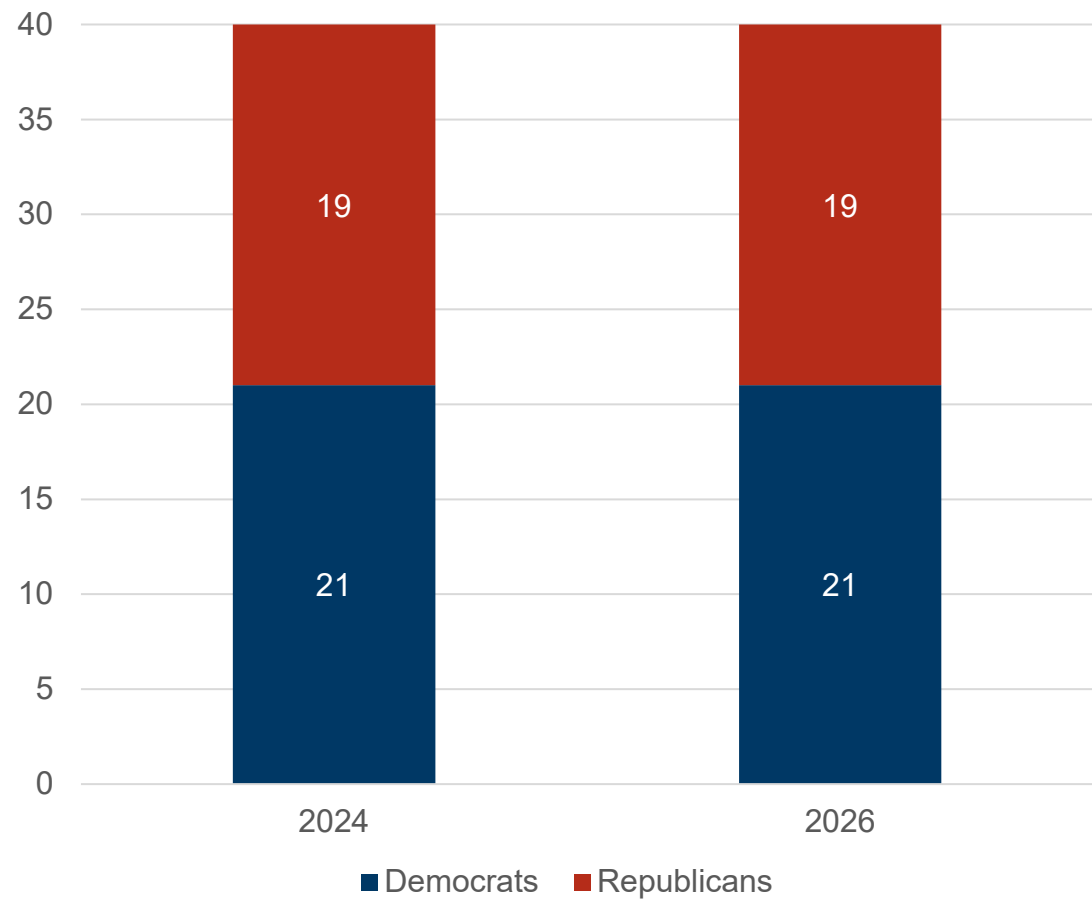
- Support for **paid internships** and **work-based learning opportunities** to strengthen workforce development
- Wants to work with SCHEV and VEDP to create resources **connecting students to internships**
- Does not support a full repeal of the existing right-to-work statute but is open to reforms
- Wants to work with the Board of Workforce Development, Virginia Works, and VEDP to recommend adjacent job opportunities for workers impacted by federal layoffs

DEMOCRATS WIDEN THEIR MAJORITY IN THE HOUSE OF DELEGATES TO THE LARGEST IN NEARLY 40 YEARS BY PICKING UP 13 SEATS

House of Delegates Makeup



Senate Makeup*



*Senate make-up currently remains unchanged; there will be a special election to fill SD15, but the next general election for all Senators will occur in November 2027

DEMOCRATS PREVAILED IN ALL COMPETITIVE DISTRICTS, AS WELL AS 6 REPUBLICAN LEANING DISTRICTS, UNSEATING 12 INCUMBENTS

District	Democrat	%	Republican	%	Other	%
HD22	Elizabeth Guzman	54.89	Ian Lovejoy*	44.96		
HD30	John Chilton McAuliff	50.89	Geary Higgins*	48.96		
HD41	Lily Franklin	53.29	Chris Obenshain*	46.59		
HD57	May Nivar	55.54	David Owen*	44.31		
HD64	Stacey Annie Carroll	53.17	Paul Milde*	46.69		
HD66	Nicole Cole	52.15	Bobby Orrock*	47.76		
HD69	Mark Downey	49.81	Chad Green*	46.51	Valerie D Beverley (I)	3.57
HD71	Jessica Anderson	53.19	Amanda Batten*	46.67		
HD73	Leslie Mehta	51.78	Mark Earley Jr.*	48.12		
HD75	Lindsey Dougherty	52.94	Carrie Coyner*	46.82		
HD82	Kimberly Pope Adams	53.84	Kim Taylor*	46.05		
HD86	Virgil Gene Thornton Sr.	53.85	A.C. Cordoza*	45.91		

*Incumbent

Source: <https://www.vpap.org/elections/house/candidates/general/>; Accessed November 21, 2025

OF THE FIVE SEATS WITHOUT AN INCUMBENT, ONLY ONE WAS FLIPPED FROM REPUBLICAN TO DEMOCRAT

District	Democrat	%	Republican	%	Other	%
HD33	Catherine Elizabeth Rec	26.38	Justin L Pence	73.43		
HD46	Jamie Ralston Hendry	22.35	Mitchell D Cornett	77.46		
HD49	Gary Miller	46.90	Madison John Redd Whittle	52.91		
HD62	Sara Ratcliffe	41.53	Karen Hamilton	58.20		
HD89	Karen Robins Carnegie	54.60	Mike Lamonea	45.19		

HOUSE ELECTIONS WILL RESULT IN CHANGES TO KEY COMMITTEES

Appropriations

Torian, Sickles, Bulova, Carr, McQuinn, Krizek, Hayes, Reid, Rasoul, Willett, Sewell, Askew, Austin, Morefield, Bloxom, [Marshall](#), Hodges, [Coyner](#), Wyatt, Wiley, Campbell, Tata

Communications, Technology and Innovation

Hayes, Shin, Lopez, Ward, Clark, Glass, Seibold, Maldonado, Henson, Jones, Keys-Gamarra, Martinez, McNamara, Hodges, [Taylor](#), [Cordoza](#), Wright, [Freitas](#), Wachsmann, Griffin, [Earley](#), [Lovejoy](#)

Education

Rasoul (Chair), Simonds (Vice Chair), McQuinn, Sewell, Convirs-Fowler, Askew, Clark, Cousins, Reaser, Laufer, Cohen, LeVere Bolling, [Batten](#), [Freitas](#), [Coyner](#), Cherry, Tata, Scott, P.A., Garrett, [Ennis](#), [Green](#), Zehr

Finance

Watts, Sullivan, Mundon-King, Bennett-Parker, Tran, Simonds, Hernandez, Laufer, Anthony, Callsen, Gardner, Keys-Gamarra, [Orrock](#), Ware, Fowler, [Freitas](#), McNamara, Walker, Runion, Garrett, Davis, Kent

General Laws

Bulova, Carr, Torian, Price, Krizek, Simon, Delaney, Bennett-Parker, Seibold, Cole, McClure, Thomas, Knight, Leftwich, Morefield, Fowler, [Coyner](#), Austin, Bloxom, Wiley, Campbell, [Arnold](#)

Health and Human Services

Sickles, Tran, Hope, Price, Hayes, Willett, Herring, Shin, Cole, Henson, Gardner, Singh, [Orrock](#), Hodges, Walker, Cherry, Scott, Wachsmann, [Taylor](#), [Ennis](#), [Higgins](#), [Owen](#)

Labor and Commerce

Ward, Herring, Lopez, Sullivan, Convirs-Fowler, Helmer, Mundon-King, Maldonado, Shin, Jones, LeVere Bolling, Feggans, Kilgore, Marshall, O'Quinn, Webert, Wilt, McNamara, [Gilbert](#), Runion, Ballard, Williams

Rules

Scott, Helmer, Watts, Ward, Sickles, Herring, Carr, Torian, Simon, Sullivan, Hayes, Tran, [Gilbert](#), Kilgore, Austin, Webert, O'Quinn, [Coyner](#)

TWO CANDIDATES HAVE ALREADY ANNOUNCED THEIR CANDIDACY FOR THE IMPENDING SPECIAL ELECTION FOR SENATE DISTRICT 15



Del. Michael Jones (D)

Most Recent Office: Virginia House of Delegates, 77th District

- County of Chesterfield (part); City of Richmond (part)

Member Since: 2024



Del. Debra Gardner (D)

Most Recent Office: Virginia House of Delegates, 76th District


- County of Chesterfield (Part)

Member Since: 2024



No Republican candidate has announced their bid for the seat

HOUSE DEMOCRATS AND REPUBLICANS ELECT LEADERSHIP AHEAD OF THE 2026 SESSION



Speaker Don Scott (D)

Speaker of the House

Most Recent Office: Virginia House of Delegates, 88th District

- City of Portsmouth (part)
- Member Since: 2020



Del. Charniele Herring (D)

Majority Leader

Most Recent Office: Virginia House of Delegates, 4th District

- County of Fairfax (part); City of Alexandria (part)
- Member Since: 2009



Del. Kathy Tran (D)

Democratic Caucus Chair

Most Recent Office: Virginia House of Delegates, 18th District

- County of Fairfax (part)
- Member Since: 2018



Del. Terry Kilgore (R)

Minority Leader

Most Recent Office: Virginia House of Delegates, 45th District

- Counties of Dickenson (part), Lee, Scott, and Wise; City of Norton
- Member Since: 1994



Scott Wyatt (R)

Republican Caucus Chair

Most Recent Office: Virginia House of Delegates, 60th District

- Counties of Hanover (part) and New Kent (part)
- Member Since: 2020



Michael Webert (R)

Republican Whip

Most Recent Office: Virginia House of Delegates, 61st District

- Counties of Culpeper (part), Fauquier (part), and Rappahannock
- Member Since: 2012

FY26 – 28 KEY VEDP BUDGET PROPOSALS

Initiative	Summary	Additional investment (\$M)		
		FY26	FY27	FY28
VBRSP	Provides additional funding for the program to conduct due diligence and prepare sites	-	30.0	30.0
Lead Generation, Marketing, and Media	Funding site consultant cultivation, and paid and earned media to support lead generation	-	3.0	6.0
Rural Capacity-Building Pilot	Creating a matching grant pilot program to add staff capacity at local economic development organizations	1.5	-	-
International Company Soft Landing Program	Launching an International Company Soft Landing Program to provide consultative services and market research to international companies seeking to locate or expand in the Commonwealth.	-	0.5	0.4
Memorandum of Agreement with VTC	Extending the MOA with Tourism and providing additional funding to support enhanced administrative and support services	-	0.5	0.3
Total¹		1.5	34.0	36.7

¹Numbers may not total due to rounding

Key Dates for the 2026 Session

- 11.17.25 – Prefiling begins
- 12.1.25 – Requests for drafts of prefiled bills due to DLS
- 12.5.25 – Talking points for legislative proposals due to Admin
- 12.17.25 – GOV presents final budget to Joint Money Committees
- 1.14.26 – First day of session / State of the Commonwealth
- 1.16.26 – Budget amendments due
- 1.17.26 – Inauguration
- 2.17.26 – Crossover
- 2.22.26 – Budget Sunday
- 3.14.26* – Sine Die
- 4.22.26* – Reconvened Session



Virginia State Capitol



Virginia International Gateway, Portsmouth

AGENDA

Public Comments, Chairman's Comments, and Review of Minutes

Gubernatorial Transition and Legislative Update

International Trade Performance, FY2025

OSIG Audit and STEP Update

Virginia Export and Import Data and International Trade Update

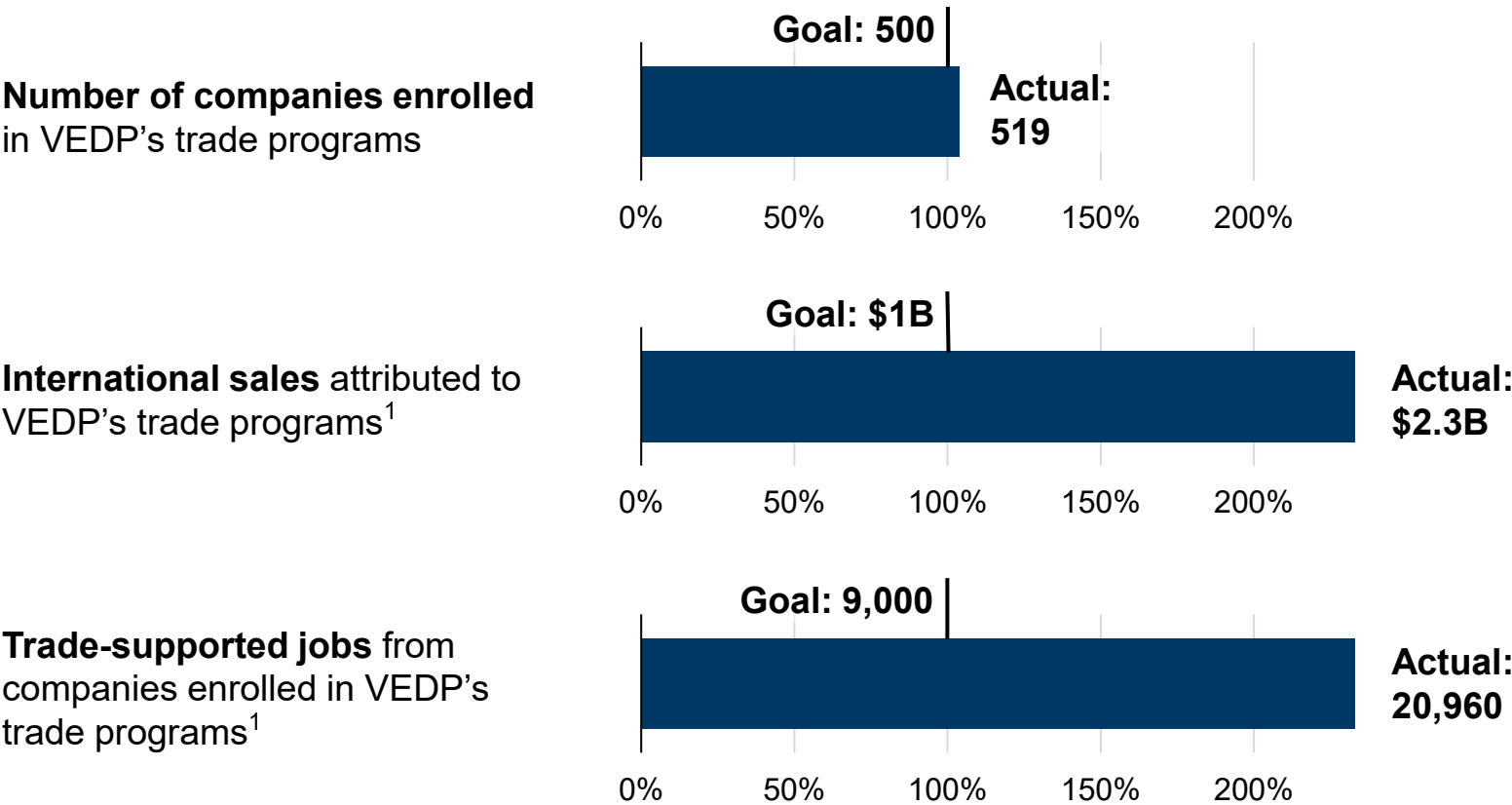
ACIT Meetings for 2026

Industry Perspectives from Committee Members

IN FY25, TRADE CLIENTS (104% OF GOAL) ATTRIBUTED \$2.3B IN EXPORT SALES TO VEDP TRADE PROGRAMS

International Trade Performance Metrics and Results FY2025

■ Actual



Takeaways

66%

Survey response rate

86%

Respondents provided comments about the impact of VEDP's trade programs

\$7.5M

Average existing international sales per company¹

\$4.4M

Average new or increased international sales per company¹

¹Source: Survey of companies enrolled in international trade programs during FY2025 (66% response rate). Sales figures are based on self-reported estimates from participants and are not independently verified or validated with actual results. Methodology details may be found at <http://go.exportvirginia.org/methodology>

INTERNATIONAL TRADE ACHIEVED EXCEPTIONALLY HIGH SCORES FOR THE QUALITY OF ITS PROGRAMS AND SERVICES

99%

Companies that were “extremely likely” or “likely” to recommend VEDP’s export assistance programs to other Virginia companies

99%


Companies that rated the quality of VEDP’s export assistance as “excellent” or “above average”

99%

Companies that were “extremely likely” or “likely” to use VEDP for export assistance in the future

98%

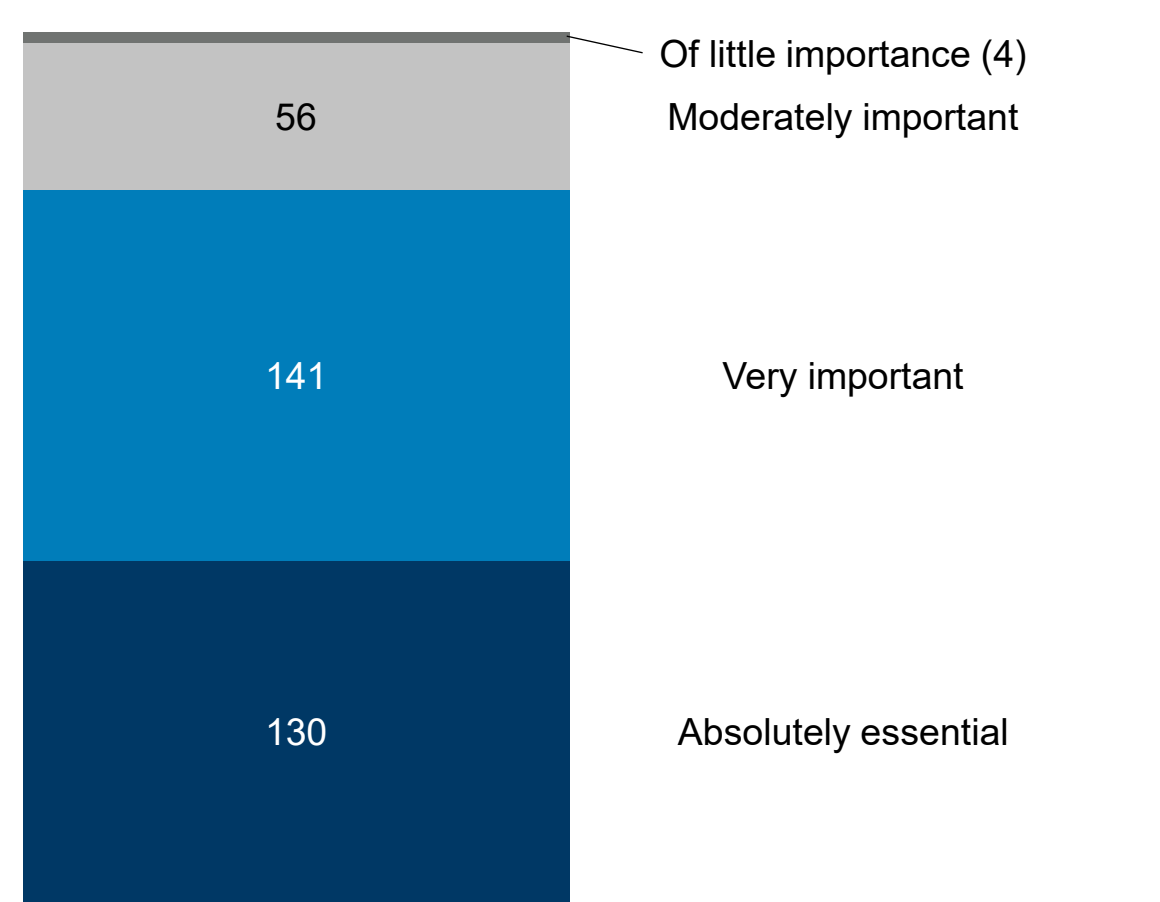
Companies that say VEDP helped their company work toward achieving its strategic international goals



Virginia Diodes, Charlottesville

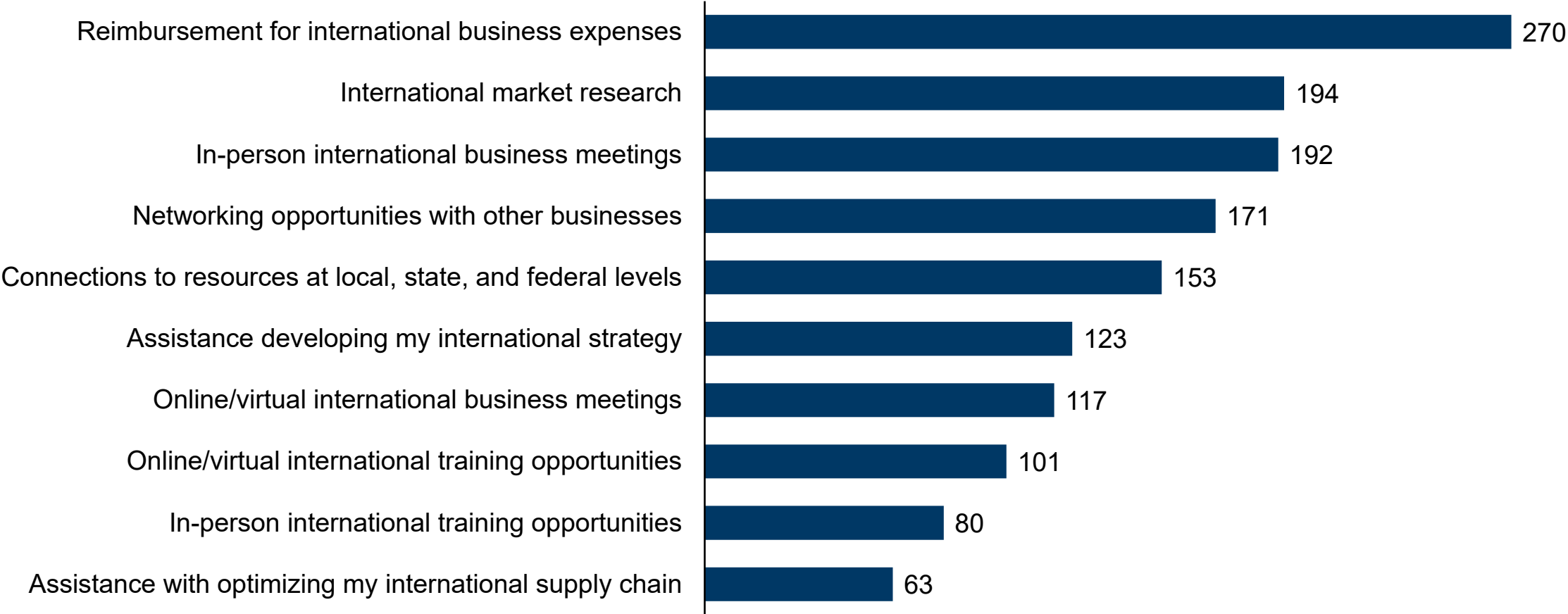
82% OF RESPONDENTS SAID INTERNATIONAL SALES ARE VERY IMPORTANT OR ABSOLUTELY ESSENTIAL TO THEIR COMPANIES

How important are international sales to your company?
Number of responses



THE MOST REQUESTED TYPES OF ASSISTANCE WERE REIMBURSEMENT FUNDS, RESEARCH, AND BUSINESS MEETINGS

Which types of assistance would be most valuable to your company in the next year?
Number of responses



COMPANIES SHARED COMMENTS ABOUT THE IMPACT OF VEDP'S INTERNATIONAL TRADE PROGRAMS

The VEDP team is responsive and knowledgeable, always willing to help us troubleshoot a situation. We are a better, more resilient company thanks to VEDP and our participation in the VALET program.

VEDP has been a significant contributor to our international sales success over the last 15+ years. From trade missions to market research, VEDP makes sure we get the market information and opportunities we need for continued international sales growth.

I am familiar with other state export programs. VEDP is hands down the best. VEDP provides amazing support to small businesses.

The level of expertise and strategic guidance provided by the VEDP team has been invaluable. Their deep understanding of global markets and dedication to helping Virginia-based businesses succeed internationally have given us a competitive edge. We are finalizing several key contracts that would not have been possible without VEDP's unwavering support.



Cadence, Staunton



Virginia International Gateway, Portsmouth

AGENDA

Public Comments, Chairman's Comments, and Review of Minutes

Gubernatorial Transition and Legislative Update

International Trade Performance, FY2025

OSIG Audit and STEP Update

Virginia Export and Import Data and International Trade Update

ACIT Meetings for 2026

Industry Perspectives from Committee Members

VEDP IS ON TRACK TO COMPLETE ALL CORRECTIVE ACTIONS FOR THE RECENT AUDIT BY THE OFFICE OF THE STATE INSPECTOR GENERAL (OSIG)

Corrective Action	Due Date	Status	Progress to Date
Include report disclaimers to note that sales figures are based on participant estimates; Share methodology details	10/1/2025	<div></div>	Added disclaimers to reports and publications; Added methodology to VEDP website; OSIG confirmed this item is resolved
Consult with legal counsel to determine if survey completion affects funding eligibility	12/31/2025	<div></div>	Consulted with VEDP's General Counsel; Compiling findings for audit response
Review the feasibility of verifying participant self-reported sales figures	12/31/2025	<div></div>	Reviewed feasibility of verifying sales figures; Compiling findings for audit response
Work with an external consultant to review calculation methodology	3/31/2026	<div></div>	Identified potential consultants and determined scope; Engaging consultant
Review trade performance measure methodology at least every five years	6/30/2026	<div></div>	Collaborating with VEDP Research team to review and update methodology
Consolidate calculation methodology into a single document	6/30/2026	<div></div>	<i>Will begin after other items are completed</i>
Add supplemental guidance to International Trade's annual survey	6/30/2026	<div></div>	<i>Will begin after other items are completed</i>
Implement a formal, documented process to review performance measures	6/30/2026	<div></div>	<i>Will begin after other items are completed</i>

Background

The audit of the International Trade team covered the VALET Program, reimbursement funds, and performance measures, and was completed in July 2025.

No findings were identified related to VALET and reimbursement funds.

Three findings and two improvement opportunities were identified related to limitations in the collection, calculation, and public reporting of outcome data.

THE STATUS OF FEDERAL FUNDING FOR THE STATE TRADE EXPANSION PROGRAM (STEP) IS UNCERTAIN

- VEDP has received STEP funding from the U.S. Small Business Administration (SBA) for 11 of the last 12 years, most recently receiving \$900,000 in Sept. 2024
 - This funding supported Virginia small businesses with international trade mission and trade show travel costs, international website optimization, and other expenses
- VEDP has applied for \$900,000 in new STEP funding, but the status of the award is uncertain
 - STEP 13 was funded through FY25 appropriations, but those funds effectively expired on Sept. 30, 2025 when they were not obligated to awardees, such as Virginia
- A continuing resolution currently funds the SBA until Jan. 30, 2026 and it is unclear whether STEP will be funded in future years
- State International Development Organizations (SIDO) is leading outreach with the SBA and Congress to encourage support for STEP



Jody's Popcorn, Norfolk



Virginia International Gateway, Portsmouth

AGENDA

Public Comments, Chairman's Comments, and Review of Minutes

Election Update

International Trade Performance, FY2025

OSIG Audit and STEP Update

Virginia Export and Import Data and International Trade Update

ACIT Meetings for 2026

Industry Perspectives from Committee Members

VIRGINIA COMPANIES ARE PARTICIPATING IN UPCOMING TRADE MISSIONS & TRADE SHOWS¹

Event	Dates
Expodefensa 2025, Colombia	Dec. 1–3, 2025
Trade Mission to Saudi Arabia & UAE (Sold Out)	Feb. 1–6, 2026
Singapore Air Show 2026 (Sold Out)	Feb. 3–8, 2026
WHX Dubai 2026, UAE (Sold Out)	Feb. 9–12, 2026
Winter Germany 2026	Feb. 18–25, 2026
Trade Mission to India	Feb. 23–27, 2026
Trade Mission to Sweden & the Baltics (Sold Out)	Apr. 20–24, 2026
Trade Mission to Chile & Peru	May 6–13, 2026
Trade Mission to Australia	May 18–22, 2026
Infosecurity Europe 2026, UK (Sold Out)	Jun. 2–4, 2026
Trade Mission to Kenya & Tanzania	Jun. 3–10, 2026
Eurosatory 2026, France (Sold Out)	Jun. 15–19, 2026
Farnborough Air Show 2026, UK (Sold Out)	Jul. 20–24, 2026



Trade Mission to Colombia, 2024

¹Virginia businesses pay a \$2,500 fee to VEDP to participate and are responsible for their own travel expenses.

EXPORTS FROM VIRGINIA WERE DOWN 13% FROM THIS TIME LAST YEAR

Rank	Commodity	Export Value, Jan-Aug 2025 (\$)	Change 2024-2025 ¹ (%)
1	Mineral Fuels	1.5B	-46
2	Electrical Machinery	1.3B	7
3	Plastics	1.3B	-6
4	Mechanical Appliances	1.3B	-7
5	Vehicles	787M	-22
6	Aircraft	631M	5
7	Scientific Instruments	626M	11
8	Oil Seeds	316M	-21
9	Meat & Edible Offal	274M	5
10	Wood	265M	-19
Total Exports		12.8B	-13

¹This measure calculates the change in exports from January – August 2024 compared to January – August 2025.
Source: IHS Markit, Global Trade Analytics Suite, 2-digit level

EXPORTS FROM VIRGINIA IN A MORE DETAILED VIEW

Rank	Commodity	Export Value, Jan-Aug 2025 (\$)	Change 2024-2025 ¹ (%)
1	Coal Briquettes	1.5B	-47
2	Integrated Circuits	450M	39
3	Civilian Aircraft, Engines	373M	42
4	Self-Adhesive Plastics	325M	30
5	Motor Vehicle Parts	273M	-9
6	Tractors	262M	-30
7	Soybeans	241M	-27
8	Nonwoven Textiles	199M	17
9	Polyamides	194M	-29
10	Artificial Filament Tow	192M	-16
Total Exports		12.8B	-13

¹This measure calculates the change in exports from January – August 2024 compared to January – August 2025.
Source: IHS Markit, Global Trade Analytics Suite, 4-digit level

IMPORTS INTO VIRGINIA WERE UP 3% FROM THIS TIME LAST YEAR

Rank	Commodity	Import Value, Jan-Aug 2025 (\$)	Change 2024-2025 ¹ (%)
1	Mechanical Appliances	6.5B	-8
2	Electrical Machinery	3.3B	23
3	Aircraft	2.7B	13
4	Special Classification Provisions	1.6B	34
5	Furniture	1.1B	-7
6	Plastics	1.1B	3
7	Vehicles	981M	-20
8	Steel	952M	13
9	Scientific Instruments	728M	8
10	Toys, Games, and Sports Equipment	498M	-12
Total Imports		27.8B	3

¹This measure calculates the change in imports from January – August 2024 compared to January – August 2025.
Source: IHS Markit, Global Trade Analytics Suite, 2-digit level

VIRGINIA’S TOP EXPORT DESTINATION IS CANADA AND TOP SOURCE FOR IMPORTS IS CHINA

Top Export Destinations

Rank	Country	Export Value, Jan-Aug 2025 (\$)	Change 2024-2025 (%)
1	Canada	2.0B	-18
2	Mexico	917M	3
3	India	637M	-36
4	Germany	631M	-22
5	Netherlands	570M	-11
6	China	514M	-43
7	Taiwan	506M	16
8	Belgium	503M	-1
9	South Korea	475M	76
10	Japan	454M	3

Top Import Sources

Rank	Country	Import Value, Jan-Aug 2025 (\$)	Change 2024-2025 (%)
1	China	3.3B	-12
2	Mexico	2.5B	3
3	Canada	2.3B	7
4	Germany	1.8B	-7
5	United Kingdom	1.5B	-5
6	Japan	1.5B	8
7	India	1.4B	16
8	Vietnam	1.3B	16
9	Italy	1.2B	27
10	Malaysia	1.0B	-26



Virginia International Gateway, Portsmouth

AGENDA

Public Comments, Chairman's Comments, and Review of Minutes

Election Update

International Trade Performance, FY2025

OSIG Audit and STEP Update

Virginia Export and Import Data and International Trade Update

ACIT Meetings for 2026

Industry Perspectives from Committee Members



Virginia International Gateway, Portsmouth

AGENDA

Public Comments, Chairman's Comments, and Review of Minutes

Election Update

International Trade Performance, FY2025

OSIG Audit and STEP Update

Virginia Export and Import Data and International Trade Update

ACIT Meetings for 2026

Industry Perspectives from Committee Members

APPENDIX

GENERAL ELECTION HOUSE OF DELEGATES RESULTS (1 OF 9)

District	Democrat	%	Republican	%	Other	%
HD1	Patrick Hope*	81.49	Bill Moher	18.28		
HD2	Adele McClure*	81.48	Wendy Sigley	18.36		
HD3	Alfonso Lopez*	95.48				
HD4	Charniele Herring*	95.85				
HD5	Elizabeth Bennett-Parker*	95.24				
HD6	Rip Sullivan*	66.71	Kristin Hoffman	33.15		
HD7	Karen Keys-Gamarra*	75.36	Cassandra Aucoin	24.47		
HD8	Irene Shin*	73.98	Indira Massey	25.77		
HD9	Karrie Delaney*	68.93	Nhan Huynh	30.88		
HD10	Dan Helmer*	67.38	David Guill	32.40		
HD11	David Bulova*	72.51	Adam Wise	25.38	Brandon Givens (Fwd.)	1.92
HD12	Holly Seibold*	76.51	Nelson Figueroa-Velez	23.23		

*Incumbent

Source: <https://www.vpap.org/elections/house/candidates/general/>; Accessed November 21, 2025

GENERAL ELECTION HOUSE OF DELEGATES RESULTS (2 OF 9)

District	Democrat	%	Republican	%	Other	%
HD13	Marcus Simon*	76.65	Sylwia Oleksy	19.35	Dave Crance (LIB)	3.81
HD14	Vivian Watts*	73.67	Eric Johnson	26.10		
HD15	Laura Jane Cohen*	67.39	Saundra Davis	32.39		
HD16	Paul Krizek*	70.54	Richard Hayden	26.47	Shelly Arnoldi (I)	2.77
HD17	Mark Sickles*	77.46	Naomi Mesfin	22.27		
HD18	Kathy Tran*	72.22	Ed McGovern	27.58		
HD19	Rozia Henson*	92.39				
HD20	Michelle Maldonado*	68.08	Christopher Stone	23.75		
HD21	Josh Thomas*	58.45	Gregory Lee Gorham	41.38		
HD22	Elizabeth Guzman	54.89	Ian Lovejoy*	44.96		
HD23	Candi Mundon King*	76.13	James Tully	23.60		
HD24	Luke Torian*	91.02				

*Incumbent

Source: <https://www.vpap.org/elections/house/candidates/general/>; Accessed November 21, 2025

GENERAL ELECTION HOUSE OF DELEGATES RESULTS (3 OF 9)

District	Democrat	%	Republican	%	Other	%
HD25	Briana Sewell*	90.83				
HD26	JJ Singh*	69.36	Ommair N Butt	30.36		
HD27	Atoosa Reaser*	65.46	Junaid Khan	34.33		
HD28	David Reid*	67.26	Janet Geisler	32.54		
HD29	Marty Martinez*	62.84	Scott K Thomas	36.94		
HD30	John Chilton McAuliff	50.89	Geary Higgins*	48.96		
HD31	Shane Boswell	40.10	Delores Oates*	59.76		
HD32	Jon Lucci	41.90	Bill Wiley*	57.99		
HD33	Catherine Elizabeth Rec	26.38	Justin L Pence	73.43		
HD34	Andrew Payton	49.49	Tony Wilt*	50.38		
HD35	Jena Lisa Crisler	27.43	Chris Runion*	72.41		
HD36	Makayla Venable	42.25	Ellen Campbell*	57.64		

*Incumbent

Source: <https://www.vpap.org/elections/house/candidates/general/>; Accessed November 21, 2025

GENERAL ELECTION HOUSE OF DELEGATES RESULTS (4 OF 9)

District	Democrat	%	Republican	%	Other	%
HD37	Andrew Hartless	29.77	Terry Austin*	69.79		
HD38	Sam Rasoul*	69.79			Maynard L Keller, Jr (I)	29.89
HD39	Eric Klotz	28.60	Will Davis*	71.26		
HD40	Donna M Littlepage	46.95	Joe McNamara*	52.86		
HD41	Lily Franklin	53.29	Chris Obenshain*	46.59		
HD42	Biko Agozino	37.26	Jason Ballard*	62.57		
HD43	Mary Etta Sumner	16.86	Will Morefield*	82.72		
HD44	Cindy Green	22.94	Israel O'Quinn*	76.92		
HD45	Joshua Outsey	16.66	Terry Kilgore*	82.74		
HD46	Jamie Ralston Hendry	22.35	Mitchell D Cornett	77.46		
HD47	Yvonne Rorrer	25.46	Wren Williams*	74.17		
HD48	Melody Ann Cartwright	34.59	Eric Phillips*	63.65	Barbara M Hancock (I)	1.66

*Incumbent

Source: <https://www.vpap.org/elections/house/candidates/general/>; Accessed November 21, 2025

GENERAL ELECTION HOUSE OF DELEGATES RESULTS (5 OF 9)

District	Democrat	%	Republican	%	Other	%
HD49	Gary Miller	46.90	Madison John Redd Whittle	52.91		
HD50	Earnadette Powell Farrar	37.27	Tommy Wright*	60.28	Trudy Berry (I)	2.30
HD51	Joy Powers	24.47	Eric Zehr*	75.39		
HD52	Rise Marie Hayes	44.09	Wendell Walker*	55.78		
HD53	Sam Soghor	30.38	Tim Griffin*	69.42		
HD54	Katrina Callsen*	97.57				
HD55	Amy Laufer*	91.55				
HD56	Angela Chainer	39.03	Tom Garrett*	60.77		
HD57	May Nivar	55.54	David Owen*	44.31		
HD58	Rodney Willett*	61.33	Milad H Mikhail	38.46		
HD59	Scott O Konopasek	43.01	Buddy Fowler*	56.82		
HD60	Andrew Ward	35.90	Scott Wyatt*	63.92		

*Incumbent

Source: <https://www.vpap.org/elections/house/candidates/general/>; Accessed November 21, 2025

GENERAL ELECTION HOUSE OF DELEGATES RESULTS (6 OF 9)

District	Democrat	%	Republican	%	Other	%
HD61	Jacob Bennington	38.14	Michael Weibert*	61.74		
HD62	Sara Ratcliffe	41.53	Karen Hamilton	58.20		
HD63	Forrest Miller	43.97	Phillip Scott*	55.87		
HD64	Stacey Annie Carroll	53.17	Paul Milde*	46.69		
HD65	Joshua Cole*	58.88	Sean Steinway	40.92		
HD66	Nicole Cole	52.15	Bobby Orrock*	47.76		
HD67	Mario D Haggerty	36.85	Hillary Pugh Kent*	61.12	Richard W Kenski (I)	1.96
HD68	Elaine Walters	32.35	Keith Hodges*	67.57		
HD69	Mark Downey	49.81	Chad Green*	46.51	Valerie D Beverley (I)	3.57
HD70	Shelly Simonds*	63.37	Cynthia Scaturico	34.35	John Bloom (LIB)	2.12
HD71	Jessica Anderson	53.19	Amanda Batten*	46.67		
HD72	Randolph Todd Critzer Jr.	36.08	Lee Ware*	61.59	Kristin Ann Farry (Fwd.)	1.88

*Incumbent

Source: <https://www.vpap.org/elections/house/candidates/general/>; Accessed November 21, 2025

GENERAL ELECTION HOUSE OF DELEGATES RESULTS (7 OF 9)

District	Democrat	%	Republican	%	Other	%
HD73	Leslie Mehta	51.78	Mark Earley Jr.*	48.12		
HD74	Jonas James Eppert	47.36	Mike Cherry*	52.40		
HD75	Lindsey Dougherty	52.94	Carrie Coyner*	46.82		
HD76	Debra Gardner*	68.57	John R Thomas	31.13		
HD77	Michael Jones*	78.43	Richard Stonage Jr.	21.39		
HD78	Betsy Carr*	80.67	Rich Prado	19.20		
HD79	Rae Cousins*	92.20	Kelsey Linnehan	7.61		
HD80	Destiny LeVere Bolling*	94.99				
HD81	Delores McQuinn*	92.66				
HD82	Kimberly Pope Adams	53.84	Kim Taylor*	46.05		
HD83	Mary Person	45.42	Otto Wachsmann*	54.44		
HD84	Nadarius Clark*	60.19	Felisha Rose Leffler Storm	39.70		

*Incumbent

Source: <https://www.vpap.org/elections/house/candidates/general/>; Accessed November 21, 2025

GENERAL ELECTION HOUSE OF DELEGATES RESULTS (8 OF 9)

District	Democrat	%	Republican	%	Other	%
HD85	Cia Price*	94.94				
HD86	Virgil Gene Thornton Sr.	53.85	A.C. Cordoza*	45.91		
HD87	Jeion Ward*	79.46	John Chapman	20.19		
HD88	Don Scott*	94.13				
HD89	Karen Robins Carnegie	54.60	Mike Lamonea	45.19		
HD90	Rodney Nickens	40.48	Jay Leftwich*	59.30		
HD91	Cliff Hayes*	92.72				
HD92	Bonita Anthony*	80.31	Nash Bilisoly	19.34		
HD93	Jackie Glass*	95.16				
HD94	Phil Hernandez*	61.26	Andy Pittman	38.61		
HD95	Alex Askew*	93.18				
HD96	Kelly Convirs-Fowler*	60.28	Kyle Pasquarella	39.46		

*Incumbent

Source: <https://www.vpap.org/elections/house/candidates/general/>; Accessed November 21, 2025

GENERAL ELECTION HOUSE OF DELEGATES RESULTS (8 OF 9)

District	Democrat	%	Republican	%	Other	%
HD97	Michael Feggans*	57.41	Tim Anderson	42.41		
HD98	Cheryl Smith	43.20	Barry Knight*	56.64		
HD99	Cat Porterfield	45.97	Anne Ferrell Tata*	53.88		
HD100	Elizabeth Richardson	47.01	Rob Bloxom Jr.*	52.87		

*Incumbent

Source: <https://www.vpap.org/elections/house/candidates/general/>; Accessed November 21, 2025